

Introduction - Grade 2 English–Language Arts

The following released test questions are taken from the Grade 2 English–Language Arts Standards Test. This test is one of the California Standards Tests administered as part of the Standardized Testing and Reporting (STAR) Program under policies set by the State Board of Education.

All questions on the California Standards Tests are evaluated by committees of content experts, including teachers and administrators, to ensure their appropriateness for measuring the California academic content standards in Grade 2 English–Language Arts. In addition to content, all items are reviewed and approved to ensure their adherence to the principles of fairness and to ensure no bias exists with respect to characteristics such as gender, ethnicity, and language.

This document contains released test questions from the California Standards Test forms in 2003, 2004, 2005, 2006, and 2007. First on the pages that follow are lists of the standards assessed on the Grade 2 English–Language Arts Test. Next are released passages and test questions. Following the questions is a table that gives the correct answer for each question, the content standard that each question is measuring, and the year each question last appeared on the test.

The following table lists each strand/reporting cluster, the number of items that appear on the exam, and the number of released test questions that appear in this document.

STRAND/REPORTING CLUSTER	NUMBER OF QUESTIONS ON EXAM	NUMBER OF RELEASED TEST QUESTIONS
• Word Analysis	22	23
• Reading Comprehension	15	23
• Literary Response and Analysis	6	7
• Writing Strategies	8	9
• Written Conventions	14	18
TOTAL	65	80

In selecting test questions for release, three criteria are used: (1) the questions adequately cover a selection of the academic content standards assessed on the Grade 2 English–Language Arts Test; (2) the questions demonstrate a range of difficulty; and (3) the questions present a variety of ways standards can be assessed. These released test questions do not reflect all of the ways the standards may be assessed. Released test questions will not appear on future tests.

For more information about the California Standards Tests, visit the California Department of Education’s Web site at <http://www.cde.ca.gov/ta/tg/sr/resources.asp>.

READING

The Reading portion of the Grade 2 California English–Language Arts Standards Test has three strands/reporting clusters: Word Analysis, Reading Comprehension, and Literary Response and Analysis. Each of these strands/clusters is described below.

The Word Analysis Strand/Cluster

The following nine California English–Language Arts content standards are included in the Word Analysis strand/cluster and are represented in this booklet by 23 test questions for grade 2. These questions represent only some ways in which these standards may be assessed on the Grade 2 California English–Language Arts Standards Test.

2RW1.0	WORD ANALYSIS, FLUENCY, AND SYSTEMATIC VOCABULARY DEVELOPMENT: Students understand the basic features of reading. They select letter patterns and know how to translate them into spoken language by using phonics, syllabication, and word parts. They apply this knowledge to achieve fluent oral and silent reading.
2RW1.1	Decoding and Word Recognition: Recognize and use knowledge of spelling patterns (e.g., diphthongs, special vowel spellings) when reading.
2RW1.2	Decoding and Word Recognition: Apply knowledge of basic syllabication rules when reading (e.g., v/cv = su/per, vc/cv = sup/per)
2RW1.3	Decoding and Word Recognition: Decode two-syllable nonsense words and regular multisyllable words.
2RW1.4	Decoding and Word Recognition: Recognize common abbreviations (e.g., Jan., Sun., Mr., St.).
2RW1.5	Decoding and Word Recognition: Identify and correctly use regular plurals (e.g., -s, -es, -ies) and irregular plurals (e.g., fly/flies, wife/wives).
2RW1.7	Vocabulary and Concept Development: Understand and explain common antonyms and synonyms.
2RW1.8	Vocabulary and Concept Development: Use knowledge of individual words in unknown compound words to predict their meaning.
2RW1.9	Vocabulary and Concept Development: Know the meaning of simple prefixes and suffixes (e.g., over-, un-, -ing, -ly).
2RW1.10	Vocabulary and Concept Development: Identify simple multiple-meaning words.

The Reading Comprehension Strand/Cluster

The following seven California English–Language Arts content standards are included in the Reading Comprehension strand/cluster and are represented in this booklet by 23 test questions for grade 2. These questions represent only some ways in which these standards may be assessed on the Grade 2 California English–Language Arts Standards Test.

-
- 2RC2.0 READING COMPREHENSION:** Students read and understand grade-level-appropriate material. They draw upon a variety of comprehension strategies as needed (e.g., generating and responding to essential questions, making predictions, comparing information from several sources). The selections in *Recommended Readings in Literature, Kindergarten Through Grade Eight* illustrate the quality and complexity of the materials to be read by students. In addition to their regular school reading, by grade four, students read one-half million words annually, including a good representation of grade-level-appropriate narrative and expository text (e.g., classic and contemporary literature, magazines, newspapers, online information). In grade two, students continue to make progress toward this goal.
-
- 2RC2.1 Structural Features of Informational Materials:** Use titles, tables of contents, and chapter headings to locate information in expository text.
-
- 2RC2.3 Comprehension and Analysis of Grade-Level-Appropriate Text:** Use knowledge of the author’s purpose(s) to comprehend informational text.
-
- 2RC2.4 Comprehension and Analysis of Grade-Level-Appropriate Text:** Ask clarifying questions about essential textual elements of exposition (e.g., why, what if, how).
-
- 2RC2.5 Comprehension and Analysis of Grade-Level-Appropriate Text:** Restate facts and details in the text to clarify and organize ideas.
-
- 2RC2.6 Comprehension and Analysis of Grade-Level-Appropriate Text:** Recognize cause-and-effect relationships in a text.
-
- 2RC2.7 Comprehension and Analysis of Grade-Level-Appropriate Text:** Interpret information from diagrams, charts, and graphs.
-
- 2RC2.8 Comprehension and Analysis of Grade-Level-Appropriate Text:** Follow two-step written instructions.
-

The Literary Response and Analysis Strand/Cluster

The following four California English–Language Arts content standards are included in the Literary Response and Analysis strand/cluster and are represented in this booklet by seven test questions for grade 2. These questions represent only some ways in which these standards may be assessed on the Grade 2 California English–Language Arts Standards Test.

-
- 2RL3.0 LITERARY RESPONSE AND ANALYSIS:** Students read and respond to a wide variety of significant works of children’s literature. They distinguish between the structural features of the text and the literary terms or elements (e.g., theme, plot, setting, characters). The selections in *Recommended Readings in Literature, Kindergarten Through Grade Eight* illustrate the quality and complexity of the materials to be read by students.
-
- 2RL3.1 Narrative Analysis of Grade-Level-Appropriate Text:** Compare and contrast plots, settings, and characters presented by different authors.
-
- 2RL3.2 Narrative Analysis of Grade-Level-Appropriate Text:** Generate alternative endings to plots and identify the reason or reasons for, and the impact of, the alternatives.
-
- 2RL3.3 Narrative Analysis of Grade-Level-Appropriate Text:** Compare and contrast different versions of the same stories that reflect different cultures.
-
- 2RL3.4 Narrative Analysis of Grade-Level-Appropriate Text:** Identify the use of rhythm, rhyme, and alliteration in poetry.
-

WRITING

The Writing portion of the Grade 2 California English–Language Arts Standards Test has two strands/reporting clusters: Writing Strategies and Written Conventions. Each of these strands/clusters is described below.

The Writing Strategies Strand/Cluster

The following three California English–Language Arts content standards are included in the Writing Strategies strand/cluster and are represented in this booklet by nine test questions for grade 2. These questions represent only some ways in which these standards may be assessed on the Grade 2 California English–Language Arts Standards Test.

-
- 2WS1.0 WRITING STRATEGIES:** Students write clear and coherent sentences and paragraphs that develop a central idea. Their writing shows they consider the audience and purpose. Students progress through the stages of the writing process (i.e., pre-writing, drafting, revising, editing successive versions).
-
- 2WS1.1 Organization and Focus:** Group related ideas and maintain a consistent focus.
-
- 2WS1.3 Research:** Understand the purposes of various reference materials (e.g., dictionary, thesaurus, atlas).
-
- 2WS1.4 Evaluation and Revision:** Revise original drafts to improve sequence and provide more descriptive detail.
-

The Written Conventions Strand/Cluster

The following seven California English–Language Arts content standards are included in the Written Conventions strand/cluster and are represented in this booklet by 18 test questions for grade 2. These questions represent only some ways in which these standards may be assessed on the Grade 2 California English–Language Arts Standards Test.

2WC1.0 WRITTEN AND ORAL ENGLISH LANGUAGE CONVENTIONS: Students write and speak with a command of standard English conventions appropriate to this grade level.

2WC1.1 Sentence Structure: Distinguish between complete and incomplete sentences.

2WC1.3 Grammar: Identify and correctly use various parts of speech, including nouns and verbs, in writing and speaking.

2WC1.4 Punctuation: Use commas in the greeting and closure of a letter and with dates and items in a series.

2WC1.5 Punctuation: Use quotation marks correctly.

2WC1.6 Capitalization: Capitalize all proper nouns, words at the beginning of sentences and greetings, months and days of the week, and titles and initials of people.

2WC1.7 Spelling: Spell frequently used, irregular words correctly (e.g., was, were, says, said, who, what, why).

2WC1.8 Spelling: Spell basic short-vowel, long-vowel, r-controlled, and consonant-blend patterns correctly.

Released Test Questions

English–Language Arts

2

The directions for sample questions 1-6 are not printed in the test booklet. The test administrator reads the bracketed directions aloud to students.

- 1** [FIND THE WORD THAT HAS THE SAME SOUND AS THE UNDERLINED LETTER OR LETTERS IN THE FIRST WORD.]

board

- A scared
- B card
- C boat
- D tore

CSR11721.05A

- 2** [FIND THE WORD THAT HAS BEEN DIVIDED INTO SYLLABLES CORRECTLY.]

- A beg–in–ning
- B begin–ning
- C beg–inn–ing
- D be–gin–ning

CSR11733

- 3** [FIND THE WORD THAT HAS BEEN DIVIDED INTO SYLLABLES CORRECTLY.]

- A b–ottle
- B bo–ttle
- C bot–tle
- D bott–le

CSR00118

- 4** [FIND THE WORD THAT HAS BEEN DIVIDED INTO SYLLABLES CORRECTLY.]

- A h–urry
- B hurr–y
- C hur–ry
- D hu–rry

CSR12558.05A

- 5** [FIND THE WORD THAT HAS THE SAME SOUND AS THE UNDERLINED LETTER OR LETTERS IN THE FIRST WORD.]

might

- A wait
- B guide
- C hear
- D hit

CSR12560.05A

- 6** [FIND THE WORD THAT HAS THE SAME SOUND AS THE UNDERLINED LETTER OR LETTERS IN THE FIRST WORD.]

growth

- A town
- B broke
- C sprout
- D spout

CSR11731.05A

7 Which word has the same vowel sound as bread?

- A ahead
- B steal
- C team
- D break

CSR00202.OSA

8 How should the word important be divided into syllables?

- A im-por-tant
- B imp-or-tant
- C imp-o-rtant
- D im-port-ant

CSR00208.OSA

Fall Flowers

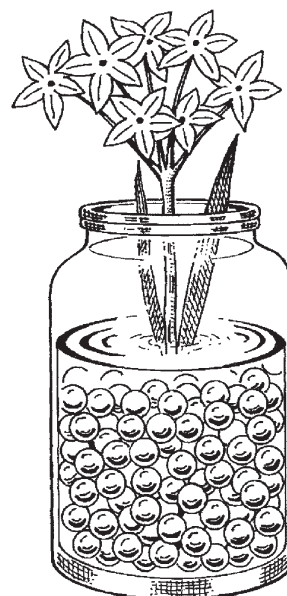
As summer ends and fall begins, you can still enjoy spring flowers—inside! It's an easy way to make your home look pretty.

Some flowers grow from seeds. Other flowers, such as tulips, grow from bulbs. A flower bulb looks like an onion. Some bulbs are as big as eggs. Flowers grown from bulbs come in many different colors.

Some bulb flowers are easier than others to grow inside. A good one to try first is called a paperwhite. As many as twelve sweet-smelling flowers can grow from one paperwhite bulb.

FOLLOW THESE SIMPLE STEPS:

- 1** Find a large glass jar that is clear enough to see through. Fill the jar almost to the top with marbles, stones, or shells. This will give the bulb's roots something to hold on to as they grow. It will also give you a place to set the bulb.
- 2** Place the bulb on top of the marbles. The bottom of the bulb is the part that is pointed, like the bottom of a heart shape. Push the bulb into the marbles just far enough to make it stay.
- 3** Fill the jar with water. Use just enough water to cover just the bottom part of the bulb.
- 4** Put the jar in a place where the bulb will get plenty of light. Check every day to make sure there is still the right amount of water in the jar. Add water when it is needed. Soon the roots will start to grow. In a few weeks, you can enjoy watching the flowers bloom.



There are a few different kinds of paperwhites, and not all of them are all white. Some are white and yellow, and others are yellow and orange. See what you can find at the garden store. You might want to grow more than one next time!

CSR0P008

9 Why should the jar be made of glass?

- A You can use a glass jar again later.
- B Glass is heavy, so the jar will not tip over.
- C The glass will keep the roots warm.
- D Glass is clear, so you can see the roots through it.

CSR00093.008

10 Which step tells why you should use marbles, stones, or shells?

- A Step 1
- B Step 2
- C Step 3
- D Step 4

CSR00094.008

11 When should you first put water in the jar?

- A after the flowers bloom
- B after the roots start to show
- C after the plant is an inch tall
- D after the bulb is placed on the marbles

CSR00088.008

12 The author uses the **LAST** paragraph mostly to help the reader

- A feel excited about growing paperwhites.
- B want to read more stories about flowers.
- C think that growing flowers is easier than it really is.
- D want to grow flowers that are not paperwhites.

CSR00097.008

Read the next two stories. Think about how these stories are the same and how they are different.

Story 1: The Drum — A Tale from India


- 1 Long ago in India, a boy named Sonu and his mother were walking home from the market. Along the way, Mother stopped and picked up a stick. “Here is a fine stick, Sonu,” she said. “I’m sorry it is not a drum. I know that you have been wishing for one.”
- 2 “Thank you, Mother,” said Sonu, taking the long piece of wood. He knew that she would buy him a drum if she had the money.
- 3 Soon they met a woman who was trying to start a fire. Her fire would not light. “Here,” said Sonu, handing her his stick. The woman used the stick to start the fire. Then she gave Sonu a *chapati*, a round, flat bread.
- 4 Next Sonu and his mother met a man and a little girl. The girl was hungry, so Sonu gave her his bread. “Here, take this drum,” said the man. “Someone gave it to my daughter, but she doesn’t need it.”



2RP03200

Story 2: The Blue Feather — A Tale from Brazil

- 1 Mia lived by the great Amazon River. One day her mother gave her a pretty blue feather.
- 2 Mia wanted to show the feather to her friend Nali. She put the feather in her basket and told her mother where she was going. Nali lived nearby in a hut by the river.
- 3 Walking on the path along the river, Mia saw a red flower. As she bent to pick up the flower, the wind blew the blue feather up into the air! Mia could not catch the feather. She sighed and put the red flower in her basket.
- 4 Then a yellow butterfly flew in front of Mia. Running to catch the butterfly, Mia dropped her basket. The red flower fell out, and the wind carried it out onto the river.
- 5 Mia sighed and picked up her basket. Looking up, Mia saw the yellow butterfly land on a branch where there was a bluebird. The bluebird flew away, dropping one of its beautiful blue feathers near Mia’s feet!
- 6 Happily, Mia picked up the feather and hurried to her friend’s house.



CSR0P006

13 These stories happen

- A on hot days.
- B in different countries.
- C beside big rivers.
- D in dark forests.

CSR00081.006

14 If Sonu’s mother had not given him the stick, how would the END of Story 1 be different?

- A Sonu would not be so hungry.
- B Sonu would not be given a drum.
- C Sonu would not meet a little girl.
- D Sonu would not wish for a drum.

CSR00086.006

15 In BOTH stories, a child is

- A lonely.
- B playful.
- C lucky.
- D funny.

CSR00084.006

16 At the END of the stories, both Sonu and Mia

- A lose something.
- B are inside houses.
- C have things they like.
- D play with friends.

CSR00083.006

Big Bubbles

We all love bubbles. They float through the air like little glass balls. Bubbles shine and sparkle with colors and light. A bubble is just a puff of air with water around it. Soap makes the water stick together in a round shape.

You can make bubbles with dishwashing soap and a paper cup. You won't make little bubbles as you do with most bubble-blowing wands. The bubbles you can blow with your paper cup bubble-blower will be really big!

Here's what you will need:

- A large bowl
- A spoon
- 4 cups of water
- 5 tablespoons of dishwashing soap
- A pair of scissors
- A paper cup



Follow these steps to make and use your bubble-blower:

1. Fill the bowl with the water.
2. Add the dishwashing soap. Stir the water slowly as you pour the soap into the water. You don't want to make bubbles in the bowl, so be sure to stir gently.
3. Cut a small hole in the bottom of the paper cup. This is the hole that you will blow through. It should be about 1/2-inch across.
4. Dip the top rim of the cup into the soapy water. (This is the edge of the cup from where you usually drink.) Slowly lift the cup out of the bowl. There should be a thin "window" of soapy water filling the open space of the cup.
5. Slowly put your mouth up to the hole in the bottom of the cup. Gently blow air through the hole. A big bubble will rise into the air!

For a party, you can make a paper cup bubble-blower for each friend. Just think of how many bubbles you can make together!

17 What does the author mostly want you to know about bubbles?

- A It is easy to blow big bubbles at home.
- B Some people do not like to blow bubbles.
- C Bubbles can be caught in a spoon.
- D Scissors will pop a bubble.

CSR00075.004

18 Which step tells you what you should pour into the water?

- A Step 1
- B Step 2
- C Step 3
- D Step 4

CSR00071.004

19 Which of these is NOT used to make bubbles?

- A a pair of scissors
- B a paper cup
- C a little glass ball
- D a large bowl

CSR00066.004


20 To blow more bubbles, which two steps should you do again?

- A 1 and 2
- B 2 and 3
- C 3 and 4
- D 4 and 5

CSR00067.004

Family Picnic

- 1 We're going to the river.
- 2 We go there once a year.
- 3 I'll see my aunts and uncles
- 4 And my cousin Susie Meer.
- 5 Her eyes are brown. Her hair is black.
- 6 Her brother is my cousin Jack.
- 7 He is twelve and she is eight.
- 8 Hurry up! We can't be late!
- 9 We've made potato salad,
- 10 Sweet brownies, and pink punch.
- 11 We'll enjoy all this and more
- 12 At our family picnic lunch.



CSR0P009

21 Which lines rhyme with each other?

- A 7 and 8
- B 8 and 9
- C 7 and 10
- D 8 and 10

CSR00101.009

22 Which two words from the poem rhyme?

- A each, black
- B river, pink
- C there, hair
- D year, more

CSR00099.009

Dolores Huerta

- 1 Dolores Huerta has worked hard most of her life to help other people. She has helped change things so that farm workers can have a better life.
- 2 Dolores grew up in California. She was a good student and liked school. After she finished high school, she went to college and studied to be a teacher. After she became a teacher, Dolores noticed that many of her students were not getting enough food to eat. Some of them wore very old clothes. Dolores wondered how she could help them.
- 3 Dolores decided to stop teaching so that she could spend more time helping the farm workers and their families. Dolores did not want to quit her job. She liked teaching, but she thought she could help the children more by helping their families. One thing she wanted to do was to get more pay for farm workers so they could buy their children the things they needed.
- 4 Dolores knew that many farm workers move often from one place to another to help pick different kinds of fruits and vegetables, like lettuce and grapes. She began talking and writing about these workers. Even people who lived far from California read what Dolores wrote.
- 5 Getting higher pay for the farm workers was not easy. Dolores worked hard to make sure that farm workers got fair pay for their work. She knew that nothing would change unless people made new laws to help the workers. Through all her hard work, new laws were made that gave farm workers fair pay.
- 6 Dolores Huerta has worked for more than 30 years in many different ways to make life better for working people. She has shown how much one person can change things.

CSR0P226

Released Test Questions

English–Language Arts

2

23 What does Dolores first notice about her students?

- A They are hungry.
- B They are sleepy.
- C They are angry.
- D They are sad.

CSR01519.226

24 Paragraph 3 tells mainly

- A why Dolores quit teaching.
- B why Dolores didn't like teaching.
- C where Dolores grew up.
- D where Dolores went to school.

CSR01521.226

25 Why did the workers move often?

- A to have their own farm
- B to go to a better school
- C to go where it was warmer
- D to pick the fruit and vegetables

CSR01514.226

26 In this passage, what does Dolores want for the workers?

- A better pay
- B more time off
- C better schools
- D more safety

CSR01515.226

The Seed

by Aileen Fisher

- 1 How does it know,
- 2 this little seed,
- 3 if it is to grow
- 4 to a flower or weed,

- 5 If it is to be
- 6 a vine or shoot,
- 7 or grow to a tree
- 8 with a long deep root?

- 9 A seed is so small
- 10 where do you suppose
- 11 it stores up all
- 12 of the things it knows?



CSR1P147

From UP THE WINDY HILL by Aileen Fisher. Copyright ©1953 by Aileen Fisher. Copyright renewed 1981 by Aileen Fisher. Used by permission of Marian Reiner for the author.

27 Which words are **SYNONYMS**?

- A little and small
- B seed and root
- C weed and shoot
- D long and deep

CSR11134.147

28 Which words from the poem rhyme?

- A this and things
- B vine and tree
- C shoot and root
- D with and where

CSR13784.147

Released Test Questions

English–Language Arts

2

29 Read this line from the poem.

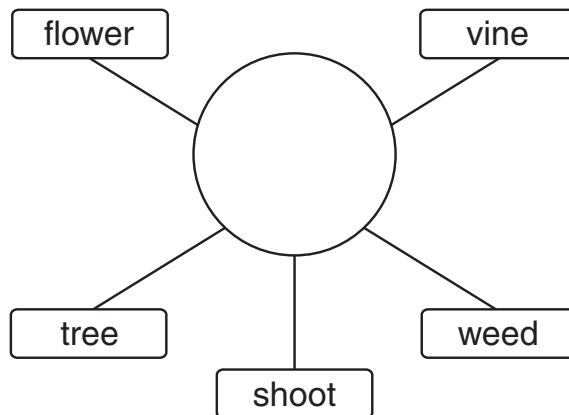
A seed is so small

The line from the poem gives information about

- A the way a seed feels.
- B how a seed grows.
- C where a seed is planted.
- D the size of a seed.

CSR13781.147

30 Use this diagram to answer the question below.



Which question belongs in the circle?

- A What can a seed become when it begins to grow?
- B What do seeds look like?
- C Where does a seed store all of the things it knows?
- D Why are seeds small?

CSR13786.147

31 Read these lines from the poem.

where do you suppose
it stores up all
of the things it knows?

In which sentence does stores have a DIFFERENT meaning from the underlined word in the box?

- A The squirrel stores its acorns for winter.
- B Jane stores her extra pencils in her desk.
- C The grocery stores will be closed tomorrow.
- D Our teacher stores our school supplies in the closet.

CSR11131.147

Sugar Comes Home

- 1 Sugar the cat belonged to Mr. and Mrs. Woods. Her fur was white like sugar. That is how she got her name. The cat was sweet like sugar too. She was a pleasant pet. She did have a bump on one leg, but Mr. and Mrs. Woods thought that Sugar was just right.
- 2 The Woods family lived in California. They had lived there for a long time. One day they had to move to another state. It would be a long drive to their new home. Sugar did not like to ride in a car. The family did not know what to do.
- 3 The neighbors who lived next door wanted a cat and said they would keep Sugar. Sugar would not have to move or ride in a car. Everyone thought that would please her.
- 4 The Woods family packed the car. They said goodbye to Sugar. They would miss their cat, but Sugar would have a comfortable home.
- 5 The Woods family moved to Oklahoma, which was far from California. They started a new life and were cozy, but they often thought of their cat. One day Mrs. Woods was in the barn. A cat came in the open door. The cat was wet and dirty, but, under the dirt, its fur was white. It was white like sugar.
- 6 The cat purred softly and jumped into Mrs. Woods' arms. Mrs. Woods felt she knew the cat, but her cat lived far away. Then she saw something. There was a bump on its leg! The cat was Sugar!
- 7 Mr. and Mrs. Woods learned that Sugar had run away from home. Somehow the cat had walked more than 1,000 miles. The trip had taken the cat more than one year. They did not understand how Sugar had found them, but they were delighted that she did!

CSR1P375

32 Read this sentence from the passage.

The cat purred softly and jumped into Mrs. Woods' arms.

Which word is a **SYNONYM** for softly?

- A slowly
- B loudly
- C gently
- D shyly

CSR12809.375

33 Paragraph 1 mainly tells

- A where the Woods family lived.
- B when the Woods family got Sugar.
- C why Sugar ran away.
- D what Sugar looks like.

CSR12816.375

34 How did Sugar get to Oklahoma?

- A She moved with the Woods family.
- B A neighbor brought her.
- C She walked a long way.
- D She flew on an airplane.

CSR12815.375

35 The author wrote this passage to

- A give facts about different kinds of cats.
- B explain why cats do not like long trips.
- C find a friendly family for a cat.
- D tell about the life of one cat.

CSR12811.375

36 Sugar got her name because

- A of the color of her fur.
- B she was a sweet cat.
- C the Woods family liked her.
- D of the bump on her leg.

CSR12812.375

HOW TO USE YOUR RABBIT EARS WALKIE-TALKIE

You and your friends will have lots of fun with Rabbit Ears Walkie-Talkies. You can talk to someone who is in another room at your house. You can talk to someone who is up to 180 feet away from you. You can take your walkie-talkie with you when you go camping or walking. Rabbit Ears Walkie-Talkies are easy to use.

This is what you do:


1. Push the **ON** button.
2. Hold the **TALK** button in and say something. If your friend has his walkie-talkie on, he will hear you.

If you want to talk for a long time, you can lock the **TALK** button. Just push the button **IN** and **UP**.

When you are finished talking, push the **TALK** button **DOWN**.

3. When you are finished talking, let go of the **TALK** button and listen. When your friend pushes the **TALK** button and says something, you will hear what your friend says through your walkie-talkie.
4. When you are finished talking with your friend, push the **ON** button again to turn your walkie-talkie off.

TALK
BUTTON →



REMEMBER:

- ◆ If you cannot hear, push L (*loud*) to make it louder.
- ◆ If it is too loud, push S (*soft*) to make it quieter.

CSR2P130

37 The ON button is used to turn the walkie-talkie on and

- A to make it louder.
- B to make it softer.
- C to turn it off.
- D to help you camp.

CSR20165.130

38 How can you lock the TALK button?

- A Turn the button to the left.
- B Push the button in and up.
- C Push the button down.
- D Hold the button in and push ON.

CSR20161.130

39 With a Rabbit Ears Walkie-Talkie, you can talk to someone who is

- A 150 feet away.
- B 190 feet away.
- C 220 feet away.
- D 280 feet away.

CSR20162.130

40 The author MOST likely wrote this passage

- A to tell the reader about himself.
- B to teach the reader how to use something.
- C to show the reader how something is made.
- D to tell the reader a funny story.

CSR20160.130

Released Test Questions

English–Language Arts

The following questions are not about a story. Read and answer each question.

41 What is the correct way to write the word that means more than one leaf?

- A leafs
- B leafes
- C leavs
- D leaves

CSR00012.OSA

42 Featherweight is a compound word. You can tell from the two parts of the word that a featherweight is

- A able to fly.
- B ticklish.
- C not heavy.
- D easy to find.

CSR00116.OSA

43 In the words unhappy and unusual, the un- means

- A most.
- B very.
- C not.
- D less.

CSR00005.OSA

44 This is part of a book's table of contents. Use it to answer the question.

TABLE OF CONTENTS

— Chapter One: North America —	
The Fox and the Raccoon	1
Song of the Mountains	4
Little Feather Meets Bear	7
— Chapter Two: South America —	
Kuma and the Big River	10
The Smallest Monkey	12
Three Tree Frogs	15
— Chapter Three: Africa —	
Marumbi Saves the Day	18
The Jumping Fish	22
Father Lion and His Son	25

If you are reading page 23, which story are you reading?

- A Song of the Mountains
- B Three Tree Frogs
- C The Jumping Fish
- D Father Lion and His Son

CSR00806.099

45 What is the correct way to write the word that means “more than one family”?

- A families
- B familys
- C familyes
- D familes

CSR12808.375

46 Rainfall is a compound word. You can tell from the two parts of the word that rainfall is

- A when you slip in a puddle.
- B water that comes down from the sky.
- C a time of year, like summer or spring.
- D the path of a river to the sea.

CSR00083.OSA

47 What does the word babyish mean?

- A without a baby
- B beside a baby
- C like a baby
- D holding a baby

CSR00010.OSA

48 Which word has more than one syllable?

- A easily
- B dreams
- C freeze
- D patched

CSR13875.OSA

49 What is the correct abbreviation for the word Saturday?

- A Satur.
- B Sat.
- C Saturd.
- D Satu.

CSR13528.349

50 The correct way to write the word that means “more than one friend” is

- A friendes.
- B friend’s.
- C friends.
- D friendies.

CSR20155.130

Released Test Questions

English–Language Arts

2

51 Read this sentence.

Freddy's puppy is nameless.

Nameless means the puppy

- A knows its name.
- B has many names.
- C hears its name.
- D has no name.

CSR00016.OSA

52 Read this sentence.

If you throw the ball, I will catch it.

In which sentence does the word catch have the same meaning as it does in the sentence in the box?

- A Wear a sweater outside so you do not catch a cold.
- B My sister and I like to catch butterflies.
- C Jose ran down the sidewalk to catch up with his friends.
- D This is the corner where I catch the bus.

CSR10069.OSA

53 Read this sentence.

Shara is the fastest runner in the race.

Fastest means that Shara finished the race

- A first.
- B second.
- C third.
- D last.

CSR00011.OSA

The following is a rough draft of a student’s story. It contains errors.

Saturday at the Park

(1) I heard a knock at the door. (2) I looked out the window and saw our neighbor, Mrs. Ellis. (3) “I’ll get it I called,” to Mom.

(4) Mrs. Ellis told us about a neighborhood picnic at Griffith Park on Saturday afternoon. (5) She asked if Mom could bring a pie for dessert.

(6) When we got to the park, I couldn’t find a place to put the pie, so I held it. (7) Suddenly, Mrs. Ellis’s little dog came running right in front of me. (8) I fell down. (9) When I hit the ground, all I felt was warm pie on my face. (10) I was not hurt, but I had the whole pie to myself!

CSLIP173-3

Released Test Questions

English–Language Arts

54 Read this sentence.

“I’ll get it I called,” to Mom.

What is the correct way to punctuate the sentence?

- A I’ll get it I called to Mom.
- B “I’ll get it,” I called to Mom.
- C I’ll get it I,” called to Mom.
- D “I’ll get it I called to Mom.”

CSL11588.173

55 Read this sentence.

When we got to the park, I couldn’t find a place to put the pie, so I held it.

What part of speech is the underlined word?

- A verb
- B adjective
- C noun
- D pronoun

CSL11591.173

56 Read this sentence.

When I hit the ground, all I felt was warm pie on my face.

Which underlined word is spelled incorrectly?

- A hit
- B all
- C felt
- D warm

CSL11592.173

The following is a rough draft of a student’s story. It contains errors.

David’s Trumpet

(1) My cousin David plays the trumpet in his school band. (2) He always tells me about it. (3) David says, Playing the trumpet is fun! (4) The trumpet is a brass instrument. (5) Shines and looks like gold. (6) A trumpet has three silver buttins on top. (7) The mouthpiece, the finger hook, and the bell are also parts of a trumpet.

(8) David blows into a silver mouthpiece on the other end of the trumpet. (9) It looks like a little cup. (10) He holds his mouth just right to play the high notes and to make the music sound good. (11) He practices a lot to keep his lips strong. (12) He shapes his mouth into smiles, circles, and yawns. (13) Sometimes he misses a note, and we laugh wen he does that. (14) David practices the trumpet every Tuesday with his Friends Michael and Anna. (15) I want to learn to play the trumpet too.

CSL1P146-5

57 Which sentence would NOT belong in the story?

- A The trumpet makes a loud sound.
- B David likes to practice his trumpet for the school band.
- C David is very careful with his trumpet.
- D I live next door to a girl who plays an instrument.

CSL12026.146

58 Read this sentence from the story.

(13) Sometimes he misses a note, and we laugh wen he does that.

Which underlined word in the sentence is spelled incorrectly?

- A misses
- B laugh
- C wen
- D that

CSL12022.146

Released Test Questions

English–Language Arts

2

59 Read this sentence from the story.

(14) David practices the trumpet every Tuesday with his Friends, Michael and Anna.

Which underlined word from the sentence in the box is incorrectly capitalized?

- A Tuesday
- B Friends
- C Michael
- D Anna

CSL12023.146

60 Which is NOT a complete sentence?

- A (1) My cousin David plays the trumpet in his school band.
- B (5) Shines and looks like gold.
- C (9) It looks like a little cup.
- D (11) He practices a lot to keep his lips strong.

CSL12017.146

The following questions are not about a story. Read and answer each question.

- 61** Eve wrote some sentences about her little brother.

First he holds on to the table. Then he lets go. Then he takes three steps before he falls down. He smiles when he falls because he likes learning to walk.

Which sentence should be put in the blank?

- A I have a brother who is one year old.
- B My brother is learning to walk.
- C My brother’s name is Alex.
- D I help take care of my brother.

CSL11841

- 62** If you want to find out where the Indian Ocean is, you should look in

- A a dictionary.
- B a thesaurus.
- C an atlas.
- D a storybook.

CSW00020.05A

- 63** Which sentence is written correctly?

- A Eva said, “Let’s bake cookies!”
- B Eva said, Let’s bake cookies!”
- C “Eva said,” Let’s bake cookies!
- D Eva said, “Let’s bake cookies!

CSL00016.05A

- 64** Which of these is NOT a complete sentence?

- A My grandmother bakes cupcakes.
- B The cat that lives next door.
- C My best friend lives in Texas.
- D The movie was about dinosaurs.

CSL00060.05A

- 65** Read this sentence.

My dog likes to run around the yard with his ball.

In this sentence, which underlined word is a noun?

- A likes
- B around
- C yard
- D his

CSL00069.05A

Released Test Questions

English–Language Arts

2

66 What is the correct way to write the sentence?

- A Birds eat worms bugs seeds, and, pieces of bread.
- B Birds eat worms bugs seeds and pieces of, bread.
- C Birds eat worms bugs seeds, and pieces of bread.
- D Birds eat worms, bugs, seeds, and pieces of bread.

CSL00024.OSA

67 In which sentence is the underlined word NOT spelled correctly?

- A John went to the store with his mother.
- B The teacher sayed, “I like cookies, too.”
- C Maria thought the movie would be funny.
- D The two boys were late to class.

CSL00074.OSA

68 Rosa is writing about her pet dog Ralph.

Ralph likes to be with me as much as he can. When I come home from school, he is waiting for me by the front door. When I go to my room, he follows me. There are many different types of dogs. I like to take him outside to play with a ball.

Which sentence does NOT belong with the others?

- A Ralph likes to be with me as much as he can.
- B When I go to my room, he follows me.
- C There are many different types of dogs.
- D I like to take him outside to play with a ball.

CSL10247.OSA

69 Ben is writing a report on the class trip to the fire station. He wants to tell about the fire trucks he saw. Which sentence BEST tells what the fire trucks looked like?

- A We saw some neat fire trucks.
- B We saw two bright red trucks with ladders and hoses.
- C We saw fire trucks that had many nice things on them.
- D We saw two great fire trucks.

CSL11839

70 Which sentence is written correctly?

- A On November 22, they will have thanksgiving dinner.
- B On november 22, they will have thanksgiving dinner.
- C On November 22, they will have Thanksgiving dinner.
- D On november 22, they will have Thanksgiving Dinner.

CSL10245.OSA

71 Which of these is a complete sentence?

- A The flag’s stripes standing for the first colonies.
- B The flag’s stripes for the first colonies.
- C The flag’s stripes stand for the first colonies.
- D The flag’s stripes that stand for the first colonies.

CSL00077.OSA

72 Read this paragraph.

I like to see the mountains. There are some small mountains and some tall mountains. The small mountains are green and have lots of trees.

Which sentence should go in the blank space?

- A The tall mountains are covered with white snow.
- B The mountains are tall.
- C The nice mountains are interesting to look at.
- D The mountains are tall and white and nice.

Released Test Questions

English–Language Arts

73 Which sentence is written correctly?

- A I read a book about P.t. Barnum and his circus.
- B I read a book about P.T. Barnum and his circus.
- C I read a book about p.t. Barnum and his circus.
- D I read a book about p.T. Barnum and his circus.

CSL10077.05A

74 Which sentence BEST belongs in a story about how hot-air balloons fly?

- A We bought colorful balloons for the party.
- B A hot-air balloon moves with the wind.
- C My teacher has a picture of balloons.
- D Airplanes can move faster than hot-air balloons.

CSL10035.05A

75 Which sentence includes the MOST details?

- A The boy threw a toy up for the dog to catch.
- B Her lunchbox held a ham sandwich.
- C The driver went down the winding road.
- D The large spotted dog has huge paws and a long tail.

CSL20051.05A

76 Which sentence has an underlined word that is spelled wrong?

- A Did your little sister crawl into your room?
- B I like that book becuase it has bright pictures.
- C My dog ate my best shoe.
- D James is busy writing his story today.

CSL10078.05A

77 People use an atlas when they want to find

- A maps.
- B pictures.
- C words.
- D stories.

CSL11601.05A

78 Read this sentence.

We fed, walked, and bathed the dog for its owner.

Which of the underlined words are verbs?

- A We and fed and dog
- B We and dog and owner
- C fed and bathed and for
- D fed and walked and bathed

CSL11333.05A

79 Read this sentence.

Mary said, Get your coat and come play outside.

What is the correct way to punctuate the sentence in the box?

- A Mary said, Get your coat and “come play outside.”
- B Mary said, “Get your coat” and “come play outside.”
- C Mary said, “Get your coat” and come play outside.
- D Mary said, “Get your coat and come play outside.”

CSL20040.05A

80 Read this sentence.

Cal sed he was looking at the new street sign.

Which underlined word is spelled incorrectly?

- A sed
- B was
- C new
- D sign

CSL11349.05A

Released Test Questions

English–Language Arts

2

Question Number	Correct Answer	Standard	Year of Release
1	<i>D</i>	2RW1.1	2003
2	<i>D</i>	2RW1.3	2003
3	<i>C</i>	2RW1.2	2003
4	<i>C</i>	2RW1.2	2004
5	<i>B</i>	2RW1.1	2005
6	<i>B</i>	2RW1.1	2006
7	<i>A</i>	2RW1.1	2007
8	<i>A</i>	2RW1.2	2007
9	<i>D</i>	2RC2.6	2003
10	<i>A</i>	2RC2.8	2003
11	<i>D</i>	2RC2.8	2003
12	<i>A</i>	2RC2.3	2003
13	<i>B</i>	2RL3.3	2003
14	<i>B</i>	2RL3.2	2003
15	<i>C</i>	2RL3.1	2003
16	<i>C</i>	2RL3.1	2003
17	<i>A</i>	2RC2.3	2004
18	<i>B</i>	2RC2.8	2004
19	<i>C</i>	2RC2.5	2004
20	<i>D</i>	2RC2.8	2004
21	<i>A</i>	2RL3.4	2004
22	<i>C</i>	2RL3.4	2004
23	<i>A</i>	2RC2.5	2005
24	<i>A</i>	2RC2.4	2005
25	<i>D</i>	2RC2.6	2005
26	<i>A</i>	2RC2.4	2005
27	<i>A</i>	2RW1.7	2006
28	<i>C</i>	2RL3.4	2006
29	<i>D</i>	2RC2.4	2006
30	<i>A</i>	2RC2.7	2006
31	<i>C</i>	2RW1.10	2006
32	<i>C</i>	2RW1.7	2007
33	<i>D</i>	2RC2.5	2007
34	<i>C</i>	2RC2.5	2007
35	<i>D</i>	2RC2.3	2007

Question Number	Correct Answer	Standard	Year of Release
36	A	2RC2.6	2007
37	C	2RC2.8	2007
38	B	2RC2.4	2007
39	A	2RC2.4	2007
40	B	2RC2.3	2007
41	D	2RW1.5	2004
42	C	2RW1.8	2004
43	C	2RW1.9	2004
44	C	2RC2.1	2004
45	A	2RW1.5	2005
46	B	2RW1.8	2005
47	C	2RW1.9	2005
48	A	2RW1.3	2006
49	B	2RW1.4	2006
50	C	2RW1.5	2006
51	D	2RW1.9	2006
52	B	2RW1.10	2006
53	A	2RW1.9	2007
54	B	2WC1.5	2005
55	A	2WC1.3	2005
56	C	2WC1.8	2005
57	D	2WS1.1	2006
58	C	2WC1.7	2006
59	B	2WC1.6	2006
60	B	2WC1.1	2006
61	B	2WS1.1	2003
62	C	2WS1.3	2003
63	A	2WC1.5	2003
64	B	2WC1.1	2003
65	C	2WC1.3	2003
66	D	2WC1.4	2004
67	B	2WC1.7	2004
68	C	2WS1.1	2004
69	B	2WS1.4	2004
70	C	2WC1.6	2004

Released Test Questions

English–Language Arts

2

Question Number	Correct Answer	Standard	Year of Release
71	<i>C</i>	2WC1.1	2005
72	<i>A</i>	2WS1.4	2005
73	<i>B</i>	2WC1.6	2005
74	<i>B</i>	2WS1.1	2005
75	<i>D</i>	2WS1.4	2005
76	<i>B</i>	2WC1.7	2006
77	<i>A</i>	2WS1.3	2007
78	<i>D</i>	2WC1.3	2007
79	<i>D</i>	2WC1.5	2007
80	<i>A</i>	2WC1.7	2007